




Scan me for more information on Digital Learning & Resources



Student ID #: _____

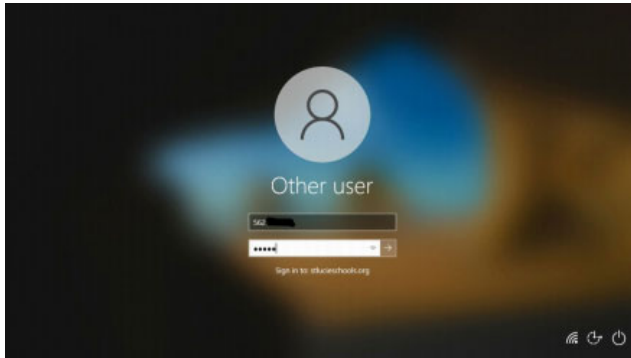
Student Lunch #: _____

This information is needed to log into the laptop.

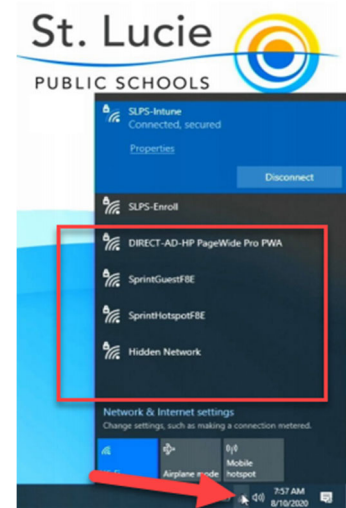
Instructions for accessing class materials while at home

Logging into the Laptop

On the login screen, type the **student ID # (56#)** for the username and the **student lunch #** for the password



Connect the computer to your home WiFi Network



Checking Email

1. On the main SLPS website, click on **Student Webmail @** the top. <https://www.stlucie.k12.fl.us/>

2. Log in using **student ID #@stlucieschools.org** and **lunch #** for the password



Canvas Student Webmail Emplo;



Accessing Class Assignments and Lessons via Canvas

1. On the main SLPS website, click on CANVAS at the top. <https://www.stlucie.k12.fl.us/>

2. Log in using **student ID #@stlucieschools.org** and **lunch #** for the password



Canvas Student Web



This is where students will access their classes.

Students can find lessons for the day, submit assignments, and communicate with teachers.

