

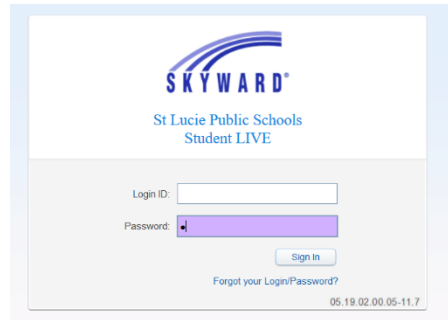
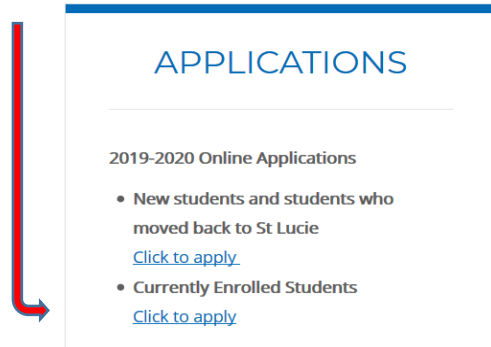
Each Child, Every Day

Visit our website (www.stlucieschools.org) and click [Register for School](#) located in the center of the main Page. This will take you to our Student Assignment page. Look for **APPLICATIONS** on the right side of the page:

Step 1: CURRENTLY ENROLLED STUDENTS:
Click Currently Enrolled Students.

Step 2: Log in using your Skyward Family Access Credentials

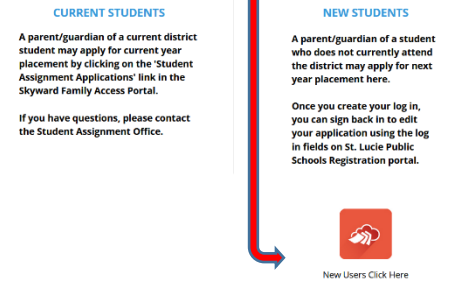

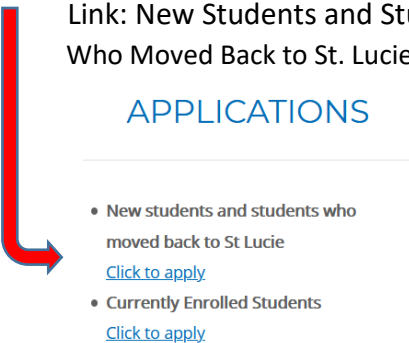
Step 3: Click on **Student Assignment App** Right Hand Corner




Step 1: New Students to SLPS: Click on the Link: New Students and Students Who Moved Back to St. Lucie

Step 2 Click Applicable Application

Step 3: Create Your User Name and Password



Click Appropriate Application Desired Program



Hint: When you get to the section to input "Physical Address" → Make sure you pick the Street Number, Street Name, City, State and Zip code from the dropdown boxes. **Never** pick **OTHER** as an option.

In "TRANSPORTATION SERVICE AREA" make sure you pick the color that is shown. **Never** pick **OTHER** as an option.

In "CLICK HERE TO VIEW ALL SCHOOLS WITHIN 2 MILES" make sure you pick the schools that are shown or No schools within proximity. **Never** pick **OTHER** as an option. This is **NOT** where you pick your schools.

Physical Address.

Do you live within St. Lucie School District boundaries?
 Yes No

Street number

**This field is required.*

Street direction

If you don't see your street in the drop-down box below, make sure the correct street direction was selected above.

Street name

Unit type and number

City

State

Zip code

Transportation service area (TSA) for next school year

Note: Bus Transportation is not provided to those living within 2 miles of a school.

Click here to view all schools within 2 miles of your residence.

Is the above address the same as your mailing address?
 Yes No